


FIT-UP PRO

By Mathey Dearman

LAYOUT AND MARKING TOOLS



The Fit-Up Pro D206 centering head is a precision tool, useful for finding pipe centerlines, establishing angles or points around pipes, shafts, tanks or other cylindrical surfaces. The rotating protractor dial is marked in 2.5° increments for precise point location. The centering head is designed for use on cylindrical surfaces from 3" to 40" in diameter.



Features

- **True** - Precisely locates top dead center
- **Easy** - Simple and quick to use
- **Versatile** - Use to find points on shafts, tanks, or pipe

PART NO	DESCRIPTION	SHIPPING WEIGHT		SHIPPING DIMENSIONS	
D206	Magnetized pipe centering finder w/punch and multi-tool	3 lbs.	1.35 kg	8" x 8"	200 x 200 mm

The robust aluminium construction, rotating dial and magnetized base makes this tool a handy must-have for all tradesmen.



Features

- 2" x 2" - small and convenient
- Rotating dial allows for easy angle verification
- Magnetized for hands-free use
- Sturdy and durable for years of use

PART NO	DESCRIPTION	SHIPPING WEIGHT		SHIPPING DIMENSIONS	
D208	Magnetized pocket level and inclinometer (2 x 2.5 inch)	1 lbs.	0.45 kg	4" x 4"	100 x 100 mm

The Fit-Up Pro torpedo level is a must have for the pipe fabricator offering multiple features. Magnets adhere the level to the pipe, while a rotating degree dial makes angle verification easy. Two fixed dials make common fit ups easy.



Features

- Easy to read dial and fixed vials
- V-grooved and magnetized base for hands free use
- Laser etched measurements makes this a two-in-one tool

PART NO	DESCRIPTION	SHIPPING WEIGHT		SHIPPING DIMENSIONS	
D207	Magnetized torpedo level	2 lbs.	0.90 kg	12" x 4"	300 x 100 mm

Robust construction and tensioned, yet easy to move, joints make this the perfect precision tool for all welders and fitters. Lay out saddle cuts, circles, half round, oval or elliptical cuts with confidence.

Features

- Full aluminium construction
- 3 sizes up to 100"
- Can hold rectangular or round soap stone



PART NO	DESCRIPTION	SHIPPING WEIGHT		SHIPPING DIMENSIONS	
D209	Small - radius marker up to 22" circle	1 lbs.	0.50 kg	6" x 2" x 1"	150 x 50 x 25 mm
D210	Medium - radius marker up to 50" circle	1 lbs.	0.50 kg	10" x 2" x 1"	250 x 50 x 25 mm
D211	Large - radius marker up to 100" circle	1 lbs.	0.50 kg	14" x 2" x 1"	400 x 50 x 25 mm

The Q.C. welder with pit depth gauge measures pit depth, weld height and outside "high-low". The stainless steel pit depth gauge mounts on the end of the Q.C. welder's gauge housing and displays in English measurements.



Precise: Measures as small as $\frac{1}{64}$ " (0.4 mm)

Easy: Simply slide the pit depth gauge over the Q.C. gauge and take the reading



Measurement $\frac{1}{64}$ " or .4 mm increments.

PART NO	DESCRIPTION	WEIGHT	
D253E	English Q.C. welder with pit depth gauge	0.2 lbs.	0.10 kg
D253E-BOX	English Q.C. welder with pit depth gauge (box of 10)	2.0 lbs.	0.90 kg

Fit-Up Pro by Mathey Dearman pipe wrap has double-ruled edges so it is never upside down or backwards. The wrap can be used as a straight edge to mark straight lines around the pipe and to mark angles for pipe elbows. The pipe wrap is constructed of highly abrasion and solvent resistant materials to last under heavy use.

Pipe wrap includes: table of tangents and straight edge, instructions for cutting elbows, sides marked in $\frac{1}{8}$ " (3.2 mm) increments to 36" (914 mm), instructions for finding the length of an elbow, 45 degree angle chart and degree markings.


PART NO	DESCRIPTION	PIPE SIZE	
D160	Wrap, 4" x 4 ft / 102 mm x 1,219 mm	3" - 15"	76 - 381 mm
D170	Wrap, 4" x 6 ft / 102 mm x 1,829 mm	3" - 22"	76 - 559 mm
D177	Wrap, 4" x 7 ft / 102 mm x 2,134 mm	3" - 26"	76 - 660 mm
D184	4" / 102 mm width x length desired sold in 1 ft / 305 mm increments*	Pipe size to be specified	
D185	5" / 127 mm width x length desired sold in 1 ft / 305 mm increments*	Pipe size to be specified	
D187	7" / 178 mm width x length desired sold in 1 ft / 305 mm increments*	Pipe size to be specified	



The stainless steel pipe fitter's square is the only precision square designed specifically for pipefitters, boilermakers, welders and layout persons.

After becoming familiar with the scales and tables of the square, many complex problems encountered during pipe fit-up and layout work are easily solved.

Decimal chart



Degrees

Tangent

TAN chart is located on the back

Pipe center-line indication

Ruler in 1/16" graduations

Set-backs for fit-up of pipe to elbow



PART NO	DESCRIPTION	DIMENSIONS	
D248	Pipefitter's square	15 1/2" x 24" x 3/16" thick	394 x 610 x 3 mm thick

The large protractor will measure squareness of pipe ends up to 40" / 1,016 mm diameter or can be used to check large pipe miter angles up to 180°. Leg lengths of 48" / 1,219 mm and 36" / 914 mm.

The small protractor is an excellent tool for sheet metal layout, checking squareness of pipe ends up to 17" / 432 mm diameter. It has a large 18" / 457 mm leg, a shorter 12" / 305 mm leg and it is accurate to ± 1°.

The mini protractor can be used for a variety of applications including measuring bevel angle.

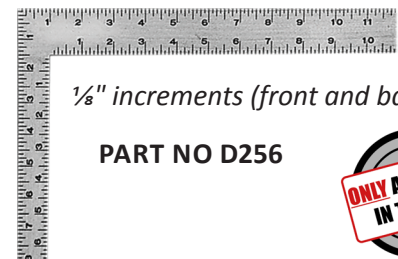
PART NO DK-239



PART NO	DESCRIPTION	DIMENSIONS	
DXX-250	Mini stainless steel protractor	4"	102.4 mm
DK-239	Small stainless steel protractor	18" & 12"	457 mm & 305 mm
DK-100	Large aluminium protractor	48" & 36"	1219 mm & 914 mm

The small stainless steel framing square measures angles, squareness, and finds pipe's centerline.

When used with a level, the square measures drops in inches per foot to determine slope. The square is marked in 1/8" increments.



1/8" increments (front and back)

PART NO D256



PART NO	DESCRIPTION	DIMENSIONS	
D256	Small Stainless Steel Framing Square	8" x 12" x 3/16" thick	203 x 305 x 1.6 mm thick

Designed for the precise adjustment of flanges in tube/pipe construction.

PART NO TFSQ400



PART NO	DESCRIPTION	SIZE	
TFSQ300	Flange square 300 x 300 mm / 30 x 5 mm cross section	12" x 12"	300 mm x 300 mm
TFSQ400	Flange square 400 x 400 mm / 30 x 5 mm cross section	16" x 16"	400 mm x 400 mm
TFSQ500	Flange square 500 x 500 mm / 30 x 5 mm cross section	20" x 20"	500 mm x 500 mm



SPECIALIZED FABRICATION EQUIPMENT
GROUP

Global Locations:



UNITED STATES HEAD OFFICE - HOUSTON

SPECIALIZED FABRICATION EQUIPMENT GROUP

4433 South Drive,
Houston,
Texas 77053, USA

Tel: +1 713 747 8502

E-mail: sales@sfe-brands.com

INTERNATIONAL HEAD OFFICE - FRANCE

SPECIALIZED FABRICATION EQUIPMENT GROUP

330B Route de Portes Les Valence,
ZI les Bosses,
26800 Etoile-sur-Rhône, France

Tel: + 33 (0) 475 575 070

E-mail: sales-int@sfe-brands.com

SFE UNITED KINGDOM

SPECIALIZED FABRICATION EQUIPMENT GROUP

Unit 15 & 16 Grendon Industrial Estate,
Grendon Underwood, Aylesbury,
Buckinghamshire, HP18 0QX England

Tel: +44 (0)1869 324 144

E-mail: sales-uk@sfe-brands.com

SFE GERMANY

SPECIALIZED FABRICATION EQUIPMENT GROUP

Ostmarkstrasse 15,
76437 Rastatt,
Germany

Tel: +49 (0)7222 9355100

E-mail: sales-germany@sfe-brands.com

SFE KINGDOM OF SAUDI ARABIA

SPECIALIZED FABRICATION EQUIPMENT GROUP

Warehouse No: EM16-10, Air Base Determinant,
Industrial supply scheme, Ash Shulah, Dammam
34264, Saudi Arabia

Tel: + 966 50 515 8196

E-mail: sales-ksa@sfe-brands.com

SFE MIDDLE EAST

SPECIALIZED FABRICATION EQUIPMENT GROUP

Shams Freezone
Sharjah

United Arab Emirates

Tel: +971 (0)50 217 1376

E-mail: sales-me@sfe-brands.com

SFE INDIA

SPECIALIZED FABRICATION EQUIPMENT GROUP

Plot No. PAP 3, D 3 Block,
Chinchwad, Pune 411 019

Mob: +91 90 1102 4332

Mob: +91 95 5258 4361

E-mail: sales-india@sfe-brands.com

SFE LATIN AMERICA

SPECIALIZED FABRICATION EQUIPMENT GROUP

4433 South Drive,
Houston,
Texas 77053, USA

Tel: +1 713 747 8502

E-mail: sales-latam@sfe-brands.com

SFE SOUTH KOREA

SPECIALIZED FABRICATION EQUIPMENT GROUP

102 - 1301 Bucheon Technopark III
421 - 742 Gyeonggi-do-seoul, Taehan-min'guk
South Korea

Tel: +82 32 624 2870

E-mail: sales-asia@sfe-brands.com

SFE VIETNAM

SPECIALIZED FABRICATION EQUIPMENT GROUP

Emerald Block A, No.2, Road N4,
Son Ky Ward, Tan Phu District,
Ho Chi Minh, Vietnam

Tel: +84 91 951 70 18

E-mail: sales-vietnam@sfe-brands.com

SFE CHINA

SPECIALIZED FABRICATION EQUIPMENT GROUP

1208, 12F, #D 7001 Zhongchun RD
Minhang District
Shanghai, China

Tel: +86 215 429 1891

E-mail: sales-china@sfe-brands.com

Copyright © 2022 Specialized Fabrication Equipment Group, All rights reserved.

OUR BRANDS

